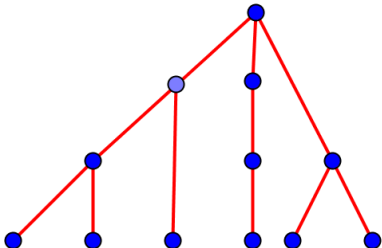
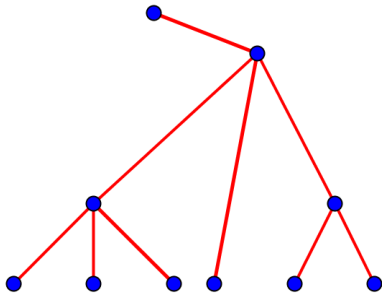
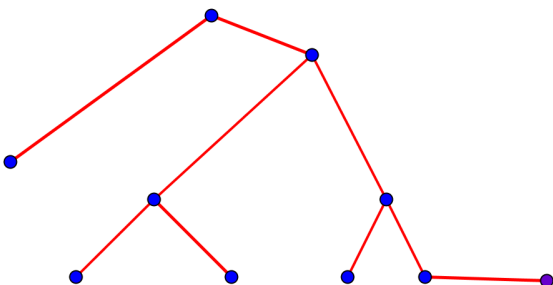


Tavola I.8

Analizza i seguenti alberi ed individua la relazione che intercorre tra i nodi e gli archi

Albero	Numero NODI	Numero ARCHI	Relazione
			
			
			

Come esprimi tale relazione e come la spieghi