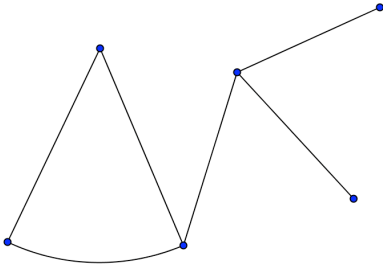
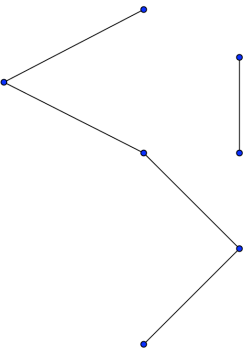
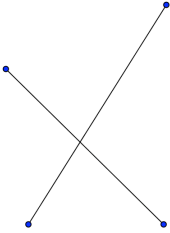
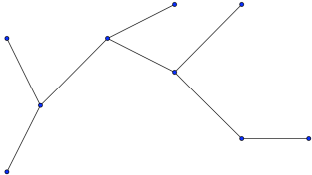
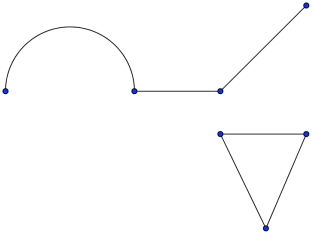



Tavola I.5

Completa la seguente tabella indicando il numero dei NODI , ARCHI se nei grafi sono presenti CICLI se i i grafi sono CONNESSI e se sono ALBERI

GRAFO	n. NODI	n. ARCHI	CICLI Si/No	CONNESSO Si / No	ALBERO Si/No
					
					
					
					
					



Note:.....
.....
.....
.....

Disegna un grafo e sottoponilo al tuo compagno.